

A POSTERIORI ERROR ESTIMATES ON ANISOTROPIC MESHES

Natalia Kopteva

University of Limerick, Ireland

AARMS-CRM Workshop on NA of SPDEs, July 2016

- For singularly perturbed semilinear reaction-diffusion equations

$$-\varepsilon^2 \Delta u + f(x, u) = 0$$

where $x \in \Omega \subset \mathbb{R}^2$, subject to $u = 0$ on $\partial\Omega$

$$f(x, u) - f(x, v) \geq C_f[u - v] \text{ whenever } u \geq v, \quad \boxed{\varepsilon^2 + C_f \gtrsim 1}$$

- and also convection-diffusion equations $-\varepsilon \Delta u + \bar{a} \cdot \nabla u + bu = f(x)$

we look for residual-type a posteriori error estimates

$$\|\text{error}\|_* \leq \text{function}(\text{mesh}, \text{comp.sol-n})$$

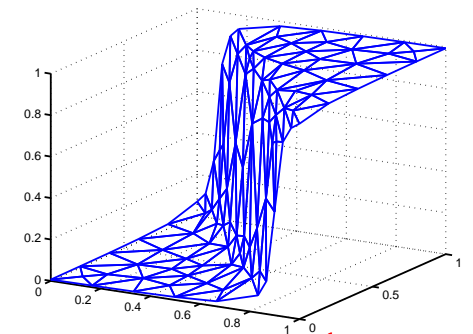
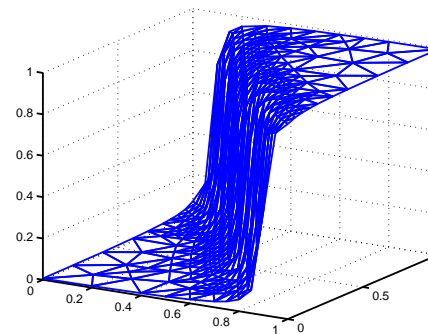
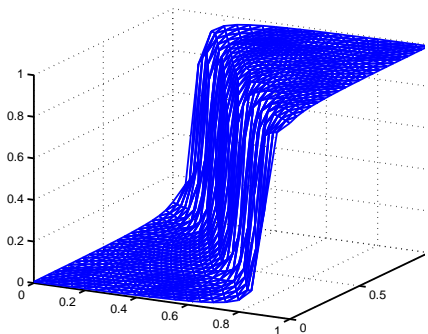
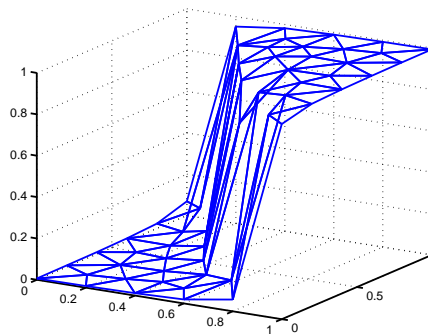
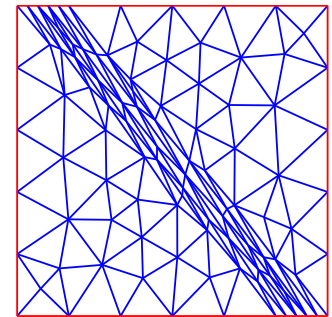
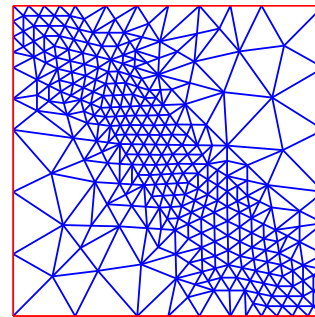
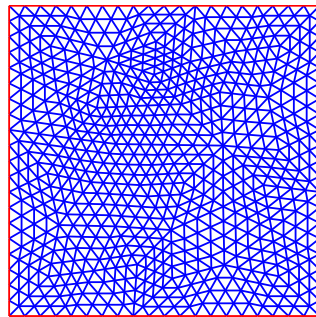
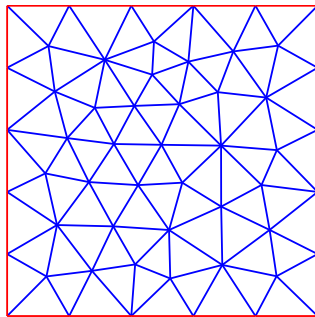
where $\|\cdot\|_*$ is the maximum norm or the energy norm or similar

on **anisotropic meshes**

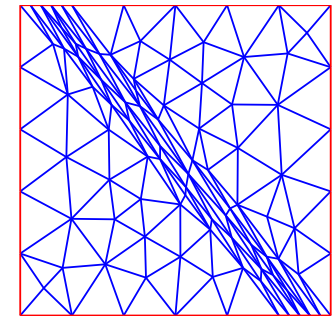
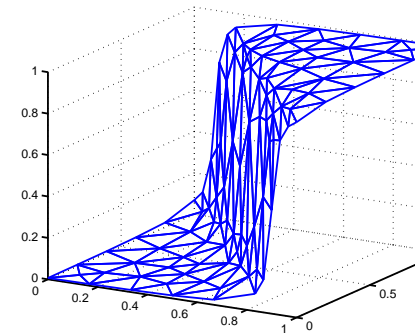
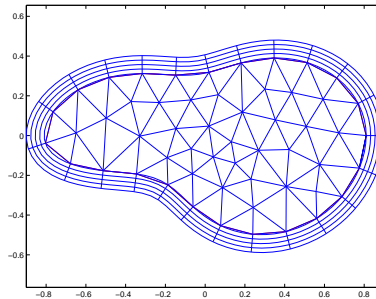
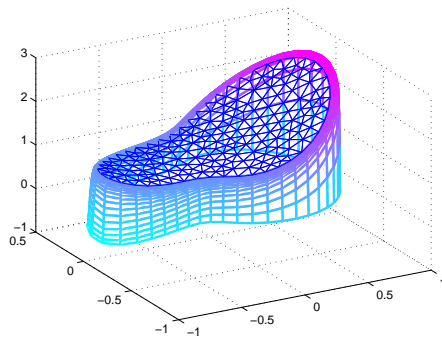
- Interpolation error bounds \Rightarrow

anisotropic meshes are superior for layer solutions

(a) Standard mesh. (b) Fine mesh. (c) *Shape-regular* refinement. (d) *Anisotropic* ref-nt.



- **anisotropic meshes are superior for layer solutions**



(i) **fine in layer regions ; coarse outside**

(ii) **maximum mesh aspect ratio $\sim (\text{layer width})^{-1} \gg 1$**



BUT theoretical difficulties within the FEM framework...

Chapter A

Perceptions & expectations t.b. adjusted for anisotropic meshes

Chapter B**Part 1 Reaction-Diffusion eq. — a posteriori estimates on anisotropic meshes**

- Problem addressed (more detail)
- Mesh assumptions + preview of results
- Error representation \Rightarrow **From the L_∞ to the energy norm??**

Part 1* From Reaction-Diffusion to Convection-Diffusion equations

Part 2 A bit of analysis: 3 technical issues addressed

Part 3 Some Numerics

One Perception: **the computed-solution error in the maximum norm is closely related to the corresponding interpolation error...**

- Quasi-uniform meshes, linear elements

$$\|u - u_h\|_{L_\infty(\Omega)} \leq \ln(C + \varepsilon/h) \inf_{\chi \in S_h} \|u - \chi\|_{L_\infty(\Omega)}$$

- Schatz, Wahlbin, *On the quasi-optimality in L_∞ of the \mathring{H}^1 -projection into finite element spaces*, Math. Comp. 1982: $-\Delta u = f$,
- Schatz, Wahlbin, *On the finite element method for singularly perturbed reaction-diffusion problems ...*, Math. Comp., 1983: $-\varepsilon^2 \Delta u + au = f$,

One Perception: **the computed-solution error in the maximum norm is closely related to the corresponding interpolation error...**

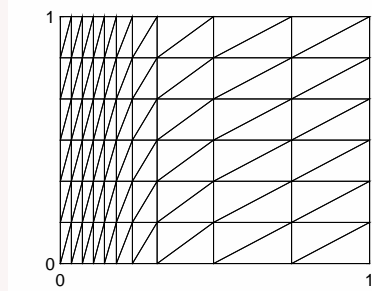
- Quasi-uniform meshes, linear elements

$$\|u - u_h\|_{L_\infty(\Omega)} \leq \ln(C + \varepsilon/h) \inf_{\chi \in S_h} \|u - \chi\|_{L_\infty(\Omega)}$$

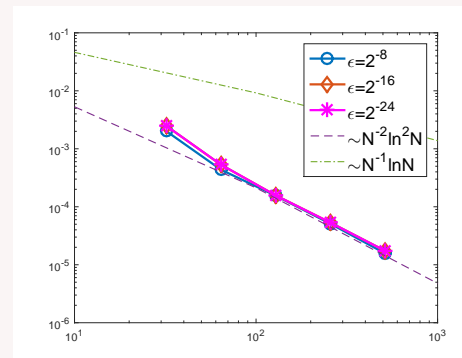
- Schatz, Wahlbin, *On the quasi-optimality in L_∞ of the \mathring{H}^1 -projection into finite element spaces*, Math. Comp. 1982: $-\Delta u = f$,
- Schatz, Wahlbin, *On the finite element method for singularly perturbed reaction-diffusion problems ...*, Math. Comp., 1983: $-\varepsilon^2 \Delta u + au = f$,
- **Strongly-anisotropic triangulations:** no such result
 - BUT this is frequently considered a reasonable heuristic conjecture t.b. used in the **anisotropic mesh adaptation** (Hessian-related metrics...)
 - IN FACT, this is **NOT true** (see next)

Example: $-\varepsilon^2 \Delta u + u = 0$ with $u = e^{-x/\varepsilon}$ exhibiting a sharp boundary layer

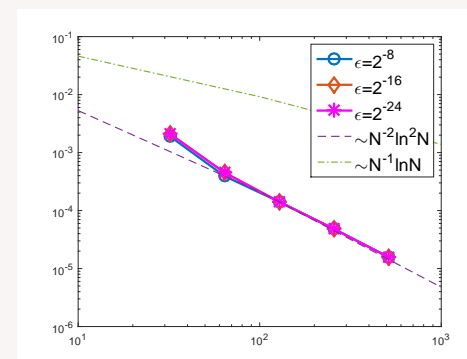
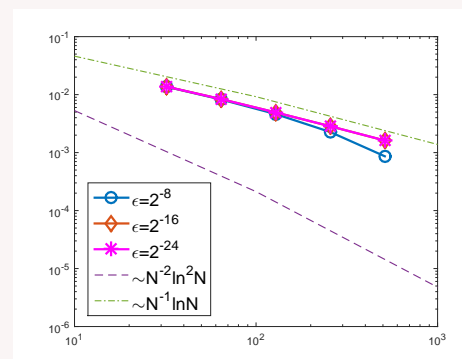
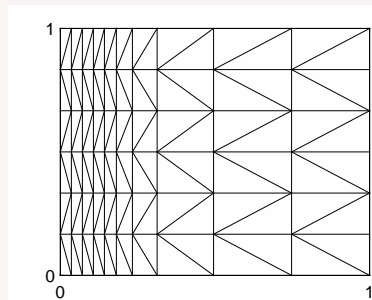
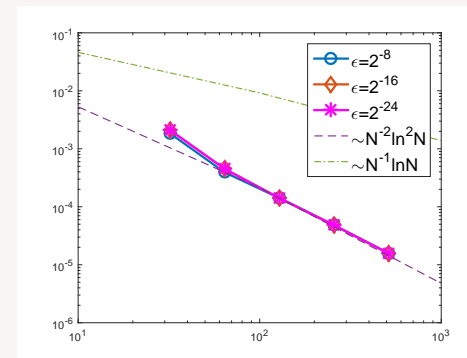
Observation #1: **Mass Lumping may be superior on anisotropic meshes**



Standard linear FEM



Mass Lumping



Here we use a Shishkin mesh: piecewise-uniform, $DOF \simeq N^2$, mesh diameter $\simeq N^{-1}$

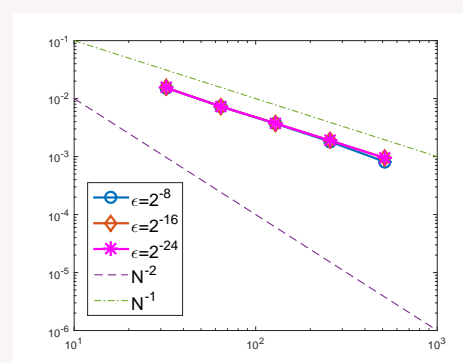
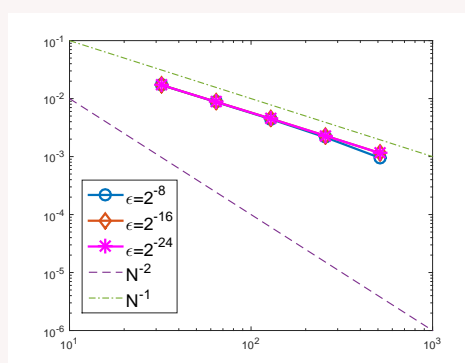
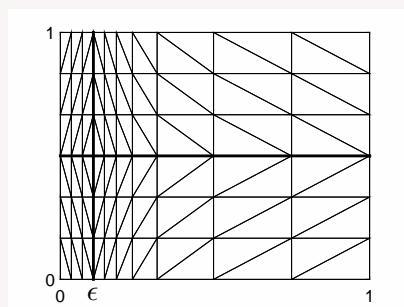
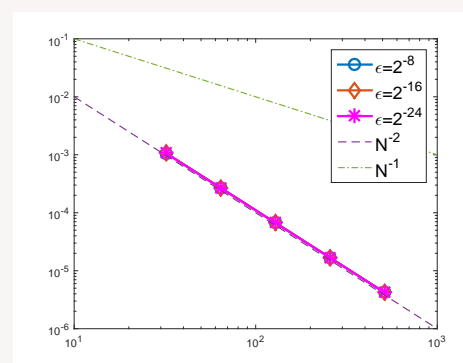
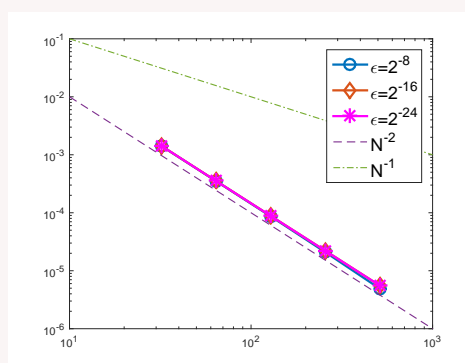
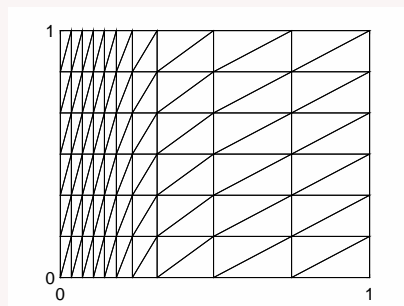
$$\|u - u^I\|_{L_\infty(\Omega)} \simeq N^{-2} \ln^2 N \simeq DOF^{-1} \ln(DOF)$$

Same Example: $-\varepsilon^2 \Delta u + u = 0$ with $u = e^{-x/\varepsilon}$ exhibiting a sharp boundary layer

Observation #2: **Convergence Rates may depend on the mesh structure** (even for mass lumping), **NOT ONLY on the interpolation error**

Standard linear FEM

Mass Lumping



Here we use a graded Bakhvalov mesh:

$$\|u - u^I\|_{L^\infty(\Omega)} \simeq N^{-2} \simeq DOF^{-1}$$

- A theoretical explanation of the above phenomena is given in:

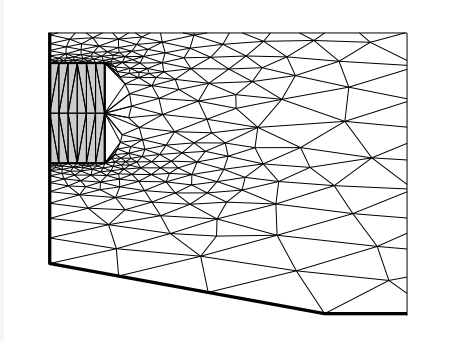
N.Kopteva, *Linear finite elements may be only first-order pointwise accurate on anisotropic triangulations*, Math. Comp., 2014.

WHAT GOES WRONG??

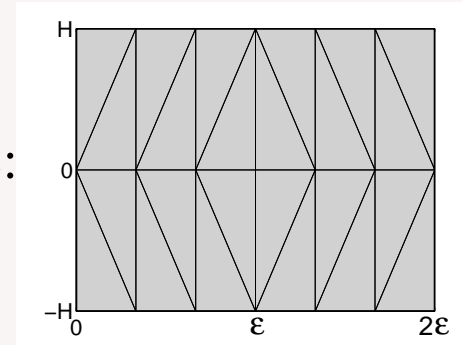
What happens in $\mathring{\Omega} := (0, 2\varepsilon) \times (-H, H)$

with the tensor-product mesh $\mathring{\omega}_h := \{x_i = \varepsilon \frac{i}{N_0}\}_{i=0}^{2N_0} \times \{-H, 0, H\}$??

\mathcal{T} in Ω :



\mathcal{T}_0 in $\Omega_0 \subset \Omega$:



Mass lumping, $U_i := u_h(x_i, 0)$ and $U_i^\pm := u_h(x_i, \pm H)$:

$$\frac{\varepsilon^2}{h^2}[-U_{i-1} + 2U_i - U_{i+1}] + \frac{\varepsilon^2}{H^2}[-U_i^- + 2U_i - U_i^+] + \gamma_i U_i = 0$$

with $\gamma_i = 1$ for $i \neq N_0$, and

$$\gamma_{N_0} = \frac{2}{3}$$

$$\varepsilon \ll \mathbf{H} \quad \Rightarrow \quad \frac{\varepsilon^2}{h^2}[-U_{i-1} + 2U_i - U_{i+1}] + \frac{\varepsilon^2}{H^2}[-U_i^- + 2U_i - U_i^+] + \gamma_i U_i = 0$$

Implications of the above example:

- **Theoretical:**

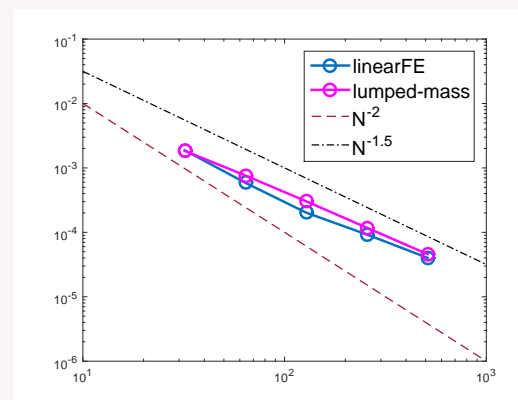
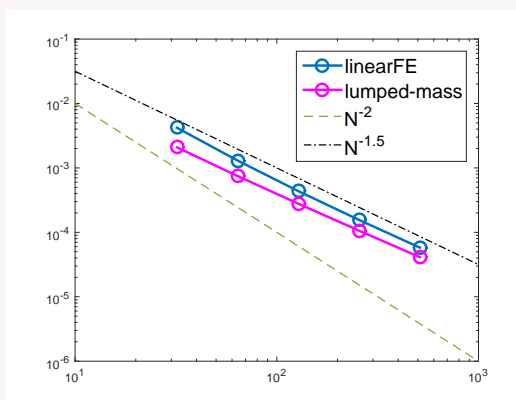
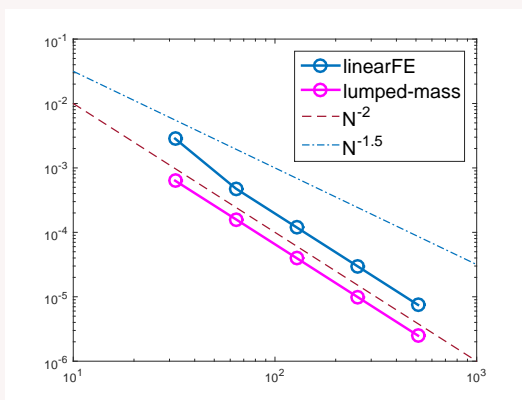
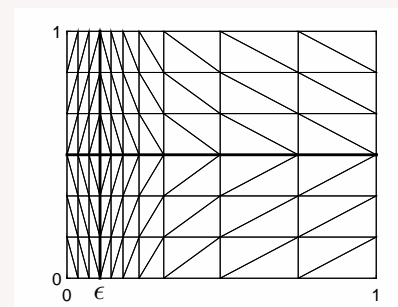
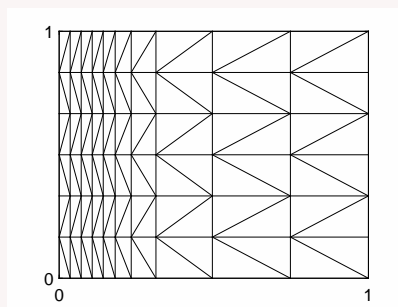
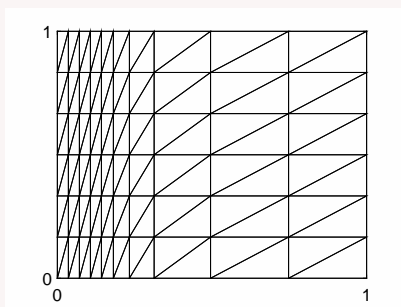
if one tries to prove "standard" (almost) second-order a priori/a posteriori error estimate in the maximum norm on a general anisotropic mesh, this may be impossible...

- **Anisotropic mesh adaptation (Hessian-related metrics...):**

One needs to be careful with the heuristic conjecture that the computed-solution error in the maximum norm is closely related to the corresponding interpolation error...

Non-singularly-perturbed EXAMPLE [Nochetto et al, Numer. Math., 2006]:

$$-\Delta u + f(u) = 0 \text{ with } f(u) \sim -u^{-3} \text{ and } u = \sqrt{x}$$



Graded mesh: $\{(i/N)^6\}_{i=0}^N$:

$$\|u - u^I\|_{L_\infty(\Omega)} \simeq N^{-2} \simeq DOF^{-1}$$

Mesh transition parameter: $\epsilon = 0.1$

Laplace equation $-\Delta u = f(x)$, linear elements, **shape-regular** mesh

[Ainsworth & Oden, 2000, Chap. 2]

- H^1 norm [Babuška & Miller, 1987]

$$\|u_h - u\|_{H^1(\Omega)} \lesssim \left\{ \sum_{T \in \mathcal{T}} \left(\underbrace{\|h_T f\|_{L_2(T)}^2}_{\sim \|h_T \Delta u\|_{L_2(T)}^2} + \underbrace{h_T^2 \|\llbracket \nabla u_h \rrbracket\|_{L_\infty(\partial T)}^2}_{\sim \|h_T D^2 u\|_{L_2(T)}^2} \right) \right\}^{1/2}$$

$$\sim \|h_T D^2 u\|_{L_2(\Omega)} \sim \|\text{linear interpolation error}\|_{H^1(\Omega)}$$

Laplace equation $-\Delta u = f(x)$, linear elements, shape-regular mesh

[Ainsworth & Oden, 2000, Chap. 2]

- H^1 norm [Babuška & Miller, 1987]

$$\|u_h - u\|_{H^1(\Omega)} \lesssim \left\{ \sum_{T \in \mathcal{T}} \left(\underbrace{\|h_T f\|_{L_2(T)}^2}_{\sim \|h_T \Delta u\|_{L_2(T)}^2} + \underbrace{h_T^2 \|\llbracket \nabla u_h \rrbracket\|_{L_\infty(\partial T)}^2}_{\sim \|h_T D^2 u\|_{L_2(T)}^2} \right) \right\}^{1/2}$$

$$\sim \|h_T D^2 u\|_{L_2(\Omega)} \sim \|\text{linear interpolation error}\|_{H^1(\Omega)}$$

- L_∞ norm [Eriksson, 1994], [Nochetto, 1995]

$$\|u_h - u\|_{L_\infty(\Omega)} \lesssim \ln(h_{\min}^{-1}) \max_{T \in \mathcal{T}} \left\{ \underbrace{h_T^2 \|f\|_{L_\infty(T)}}_{\sim h_T^2 \|\Delta u\|_{L_\infty(T)}} + \underbrace{h_T \|\llbracket \nabla u_h \rrbracket\|_{L_\infty(\partial T)}}_{\sim h_T^2 \|D^2 u\|_{L_\infty(T)}} \right\}$$

$$\sim \|h_T^2 D^2 u\|_{L_\infty(\Omega)} \sim \|\text{linear interpolation error}\|_{L_\infty(\Omega)}$$

Laplace equation $-\Delta u = f(x)$, linear elements, shape-regular mesh :

- In the H^1 and L_∞ norms:

$$\|\text{error}\|_* \leq \text{function}(\text{mesh, comp.solution})$$

$$\sim \underbrace{\|\text{linear interpolation error}\|_*}_{\text{discrete analogue}}$$

- Higher-order elements + other norms + other equations have been considered as well.
- PURPOSE of such bounds: to be used in the adaptive mesh refinement

$-\varepsilon^2 \Delta u + f(x, u) = 0$, **shape-regular mesh**, any-order FEM,
 also analogous lower bounds...

- Energy norm** $\|\text{error}\|_{\varepsilon; \Omega} := \varepsilon \|\nabla \text{error}\|_{L_2(\Omega)} + \|\text{error}\|_{L_2(\Omega)}$

[Verfürth, Numer. Math., 1998, $-\varepsilon^2 \Delta u + u = f(x)$], for linear FEs :

$$\left\{ \sum_{T \in \mathcal{T}} \left(\underbrace{\left\| \min\left\{1, \frac{h_T}{\varepsilon}\right\} f(\cdot, u_h)\right\|_{L_2(T)}^2}_{\sim \|\varepsilon h_T \Delta u\|_{L_2(T)}^2} + \min\left\{1, \frac{\varepsilon}{h_T}\right\} \underbrace{h_T^2 \|\varepsilon \llbracket \nabla u_h \rrbracket\|_{L_\infty(\partial T)}^2}_{\sim \|\varepsilon h_T D^2 u\|_{L_2(T)}^2} \right) \right\}^{1/2}$$

$-\varepsilon^2 \Delta u + f(x, u) = 0$, **shape-regular mesh**, any-order FEM,
 also analogous lower bounds...

- Energy norm** $\|\text{error}\|_{\varepsilon; \Omega} := \varepsilon \|\nabla \text{error}\|_{L_2(\Omega)} + \|\text{error}\|_{L_2(\Omega)}$

[Verfürth, Numer. Math., 1998, $-\varepsilon^2 \Delta u + u = f(x)$], for linear FEs :

$$\left\{ \sum_{T \in \mathcal{T}} \left(\underbrace{\left\| \min\left\{1, \frac{h_T}{\varepsilon}\right\} f(\cdot, u_h)\right\|_{L_2(T)}^2}_{\sim \|\varepsilon h_T \Delta u\|_{L_2(T)}^2} + \min\left\{1, \frac{\varepsilon}{h_T}\right\} \underbrace{h_T^2 \|\varepsilon \llbracket \nabla u_h \rrbracket\|_{L_\infty(\partial T)}^2}_{\sim \|\varepsilon h_T D^2 u\|_{L_2(T)}^2} \right) \right\}^{1/2}$$

- L_∞ norm** [Demlow & Kopteva, Numer. Math., 2015], for linear FEs :

$$\max_{T \in \mathcal{T}} \left\{ \min\left\{1, \ell_h \frac{h_T^2}{\varepsilon^2}\right\} \underbrace{\|f(\cdot, u_h)\|_{L_\infty(T)}}_{\sim \varepsilon^2 |\Delta_h u_h| + O(h_T^2)} + \min\{\varepsilon, \ell_h h_T\} \underbrace{\|\llbracket \nabla u_h \rrbracket\|_{L_\infty(\partial T)}}_{\sim h_T |D^2 u|} \right\}$$

where $\ell_h = \ln(2 + \varepsilon h_{\min}^{-1})$

$$-\varepsilon^2 \Delta u + f(x, u) = 0, \quad \text{ANISOTROPIC mesh :}$$

- **L_∞ norm** [Kopteva, SIAM J. Numer. Anal., 2015]
-

$-\varepsilon^2 \Delta u + f(x, u) = 0$, **ANISOTROPIC mesh** :

- **L_∞ norm** [Kopteva, SIAM J. Numer. Anal., 2015]

- **Energy norm** $\|error\|_{\varepsilon;\Omega} = \varepsilon \|\nabla error\|_{L_2(\Omega)} + \|error\|_{L_2(\Omega)}$

— [Kunert, Kunert & Verfürth, Numer. Math., 2000, $-\varepsilon^2 \Delta u + u = f(x)$]

ISSUE: the error constant involves the so-called *matching function*

$$m(u - u_h, \mathcal{T}), \text{ which may be as large as the mesh aspect ratio } \frac{H_T}{h_T},$$

which is UNDESIRABLE...

.....

— [Kopteva, 2016], see www.staff.ul.ie/natalia/pubs.html

extends the framework of [Kopteva, SIAM J. Numer. Anal., 2015]

from the L_∞ to the energy norm... (*NO matching functions!*)

$-\varepsilon^2 \Delta u + f(x, u) = 0$, **ANISOTROPIC mesh** :

- **L_∞ norm** [Kopteva, SIAM J. Numer. Anal., 2015]

this talk ✓

- **Energy norm** $\| \text{error} \|_{\varepsilon; \Omega} = \varepsilon \| \nabla \text{error} \|_{L_2(\Omega)} + \| \text{error} \|_{L_2(\Omega)}$

— [Kunert, Kunert & Verfürth, Numer. Math., 2000, $-\varepsilon^2 \Delta u + u = f(x)$]

ISSUE: the error constant involves the so-called *matching function*

$m(u - u_h, \mathcal{T})$, which may be as large as aspect ratio $\frac{H_T}{h_T}$,

which is UNDESIRABLE...

.....

— [Kopteva, 2016], see www.staff.ul.ie/natalia/pubs.html

extends the framework of [Kopteva, SIAM J. Numer. Anal., 2015]

this talk ✓

from the L_∞ to the energy norm... (*NO matching functions!*)

Part 1

Reaction-Diffusion eq. — a posteriori estimates on anisotropic meshes

- Problem addressed (more detail)
- Mesh assumptions + preview of results
- Error representation \Rightarrow From the L_∞ to the energy norm??

Part 1*

From Reaction-Diffusion to Convection-Diffusion equations

Part 2

A bit of analysis: 3 technical issues addressed

1. Application of a **Scaled Trace theorem** when estimating the Jump Residual (“long” edges cause problems...)
2. Shaper bounds for the **Interior Residual** (by identifying connected paths of anisotropic nodes...)
3. **Quasi-interpolants** (of Clément/Scott-Zhang type) are not readily available for **general anisotropic meshes** [Apel, Chapt. III]... —(may be of independent interest)

Part 3

Some Numerics

For $-\varepsilon^2 \Delta u + f(x, u) = 0$, we consider a standard finite element approximation

$$\varepsilon^2 (\nabla u_h, \nabla v_h) + (f_h^I, v_h) = 0, \quad v_h \in S_h, \quad f_h := f(\cdot, u_h),$$

where $S_h \subset H_0^1(\Omega)$ is a **linear** finite element space

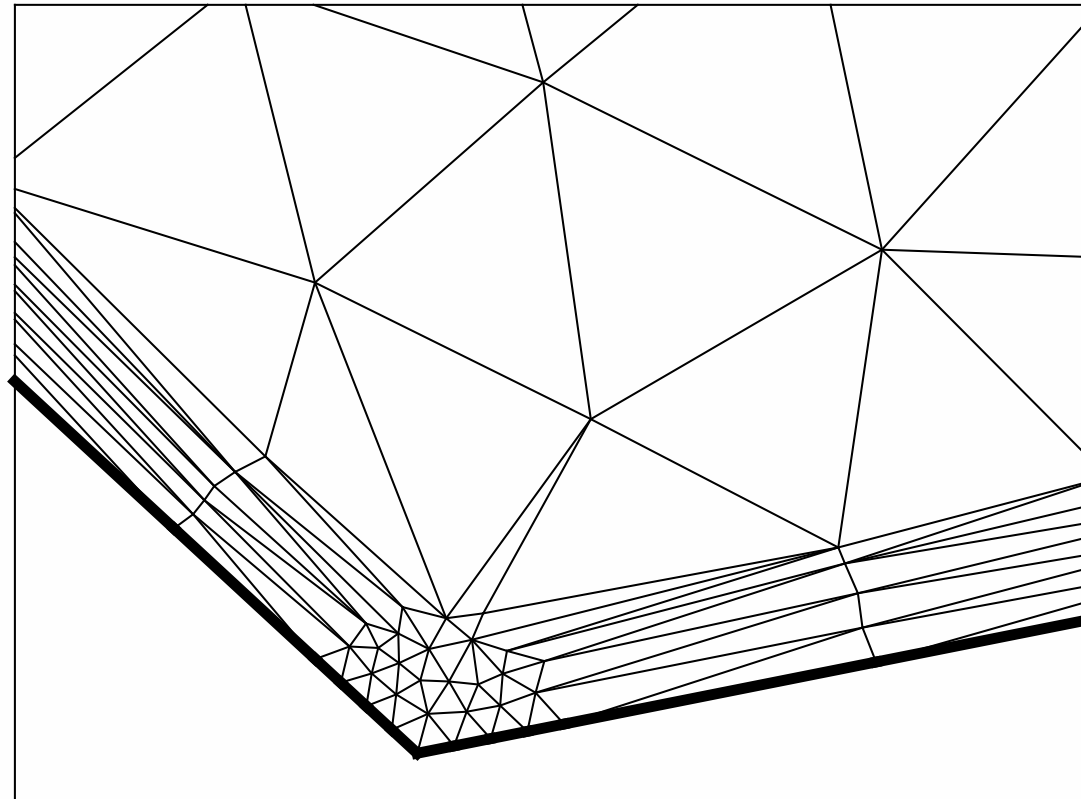
- Ω is a **polygonal, possibly non-Lipschitz**, domain in \mathbb{R}^n , $n = 2$:

$$\Rightarrow u \in H_0^1(\Omega) \cap C(\bar{\Omega});$$

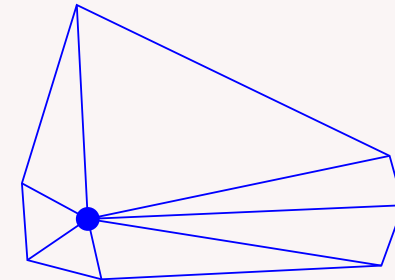
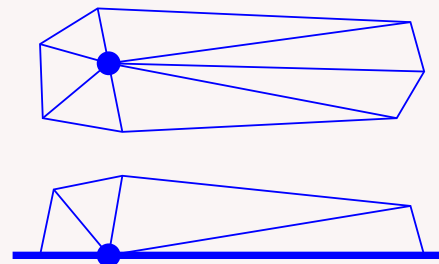
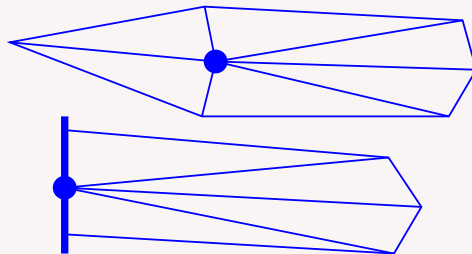
to be more precise, $u \in W_l^2(\Omega) \subseteq W_q^1 \subset C(\bar{\Omega})$ for some $l > \frac{1}{2}n$ and $q > n$.

- one-sided-Lipschitz-condition version of $f_u(x, u) \geq C_f \geq 0$,
but $f_u \leq \bar{C}_f$ NOT assumed

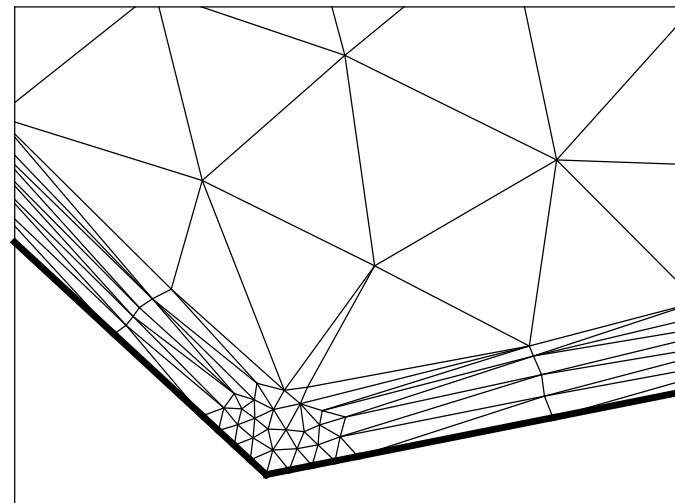
Roughly speaking, want to include meshes of the type:



- Permitted mesh node types:



- Example of a mesh for which the analysis works:

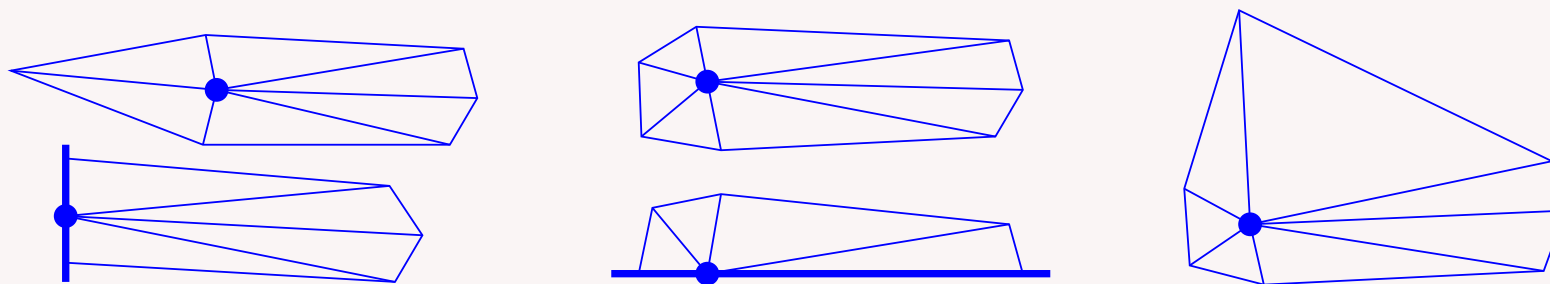


Notation: $H_T := \text{diam}(T)$, $h_T := 2H_T^{-1}|T|$, $H_z := \text{diam}(\omega_z)$, $h_z := \max_{T \subset \omega_z} h_T$

Main Triangulation Assumptions:

- *Maximum Angle condition.*
- *Local Element Orientation condition.* For any $z \in \mathcal{N}$, with the patch ω_z of elements surrounding z , there is a rectangle $R_z \supset \omega_z$ such that $|R_z| \sim |\omega_z|$.
- Also let the number of triangles containing any node be uniformly bounded.
- *Quasi-non-obtuse anisotropic elements.* Let the maximum angle in any triangle be bounded by $\frac{\pi}{2} + \alpha_1 \frac{h_T}{H_T}$ for some positive constant α_1 . (Occasional !)

Mesh Node Types:



L_∞ norm

Assuming that anisotropic mesh elements are almost non-obtuse,
our FIRST ESTIMATOR reduces to

$$\|u_h - u\|_\infty \leq C \ell_h \max_{z \in \mathcal{N}} \left(\min\{\varepsilon, H_z\} \|\llbracket \nabla u_h \rrbracket\|_{\infty; \gamma_z} + \min\left\{1, \frac{H_z^2}{\varepsilon^2}\right\} \|f_h^I\|_{\infty; \omega_z} \right) + C \|f_h - f_h^I\|_{\infty; \Omega},$$

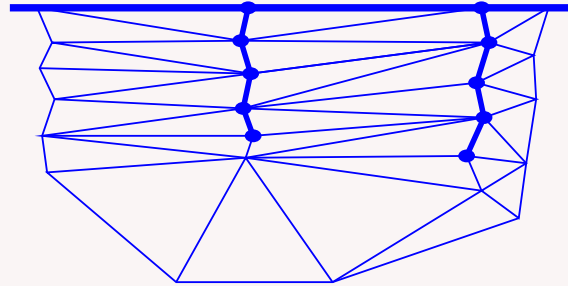
C is independent of the diameters and the aspect ratios of elements in \mathcal{T} , and of ε .

Here $f_h = f(\cdot, u_h)$, \mathcal{N} is the set of nodes in \mathcal{T} , $\llbracket \nabla u_h \rrbracket$ is the standard jump in the normal derivative of u_h across an element edge, ω_z is the patch of elements surrounding any $z \in \mathcal{N}$, γ_z is the set of edges in the interior of ω_z , $H_z = \text{diam}(\omega_z)$, $\ell_h = \ln(2 + \varepsilon \underline{h}^{-1})$, and \underline{h} is the minimum height of triangles in \mathcal{T} .

- For $\varepsilon = 1$, this gives a standard a posteriori error bound, similar to [Eriksson, Nochetto, Nochetto et al], only now we prove it for anisotropic meshes.
- For $\varepsilon \in (0, 1]$, this is almost identical with our estimator for shape-regular case (on the previous page), but now we assume no shape regularity of the mesh.

L_∞ norm

In order to give a sharper (and more anisotropic in nature) bound for the interior-residual component of the error, we identify sequences of short edges that connect anisotropic nodes:



Under some additional assumptions on each such sequence (which we call a Path), our SECOND ESTIMATOR

$$\begin{aligned} \|u_h - u\|_\infty \leq & C \ell_h \left[\max_{z \in \mathcal{N}} \left(\min\{\varepsilon, H_z\} \|J_z\|_\infty; \gamma_z \right) + \max_{z \in \mathcal{N} \setminus \mathcal{N}_{\text{paths}}} \left(\min\{1, \varepsilon^{-2} H_z^2\} \|f_h^I\|_\infty; \omega_z \right) \right. \\ & \left. + \max_{z \in \mathcal{N}_{\text{paths}}} \left(\min\{\varepsilon, H_z\} \min\{\varepsilon, h_z\} \|\varepsilon^{-2} f_h^I\|_\infty; \omega_z + \min\{1, \varepsilon^{-2} H_z^2\} \text{osc}(f_h^I; \omega_z) \right) \right] \\ & + C \|f_h - f_h^I\|_\infty; \Omega, \end{aligned}$$

C is independent of the diameters and the aspect ratios of elements in \mathcal{T} , and of ε .

Here $\mathcal{N}_{\text{paths}}$ is the set of mesh nodes that appear in any path, $h_z \sim H_z^{-1} |\omega_z|$, $J_z = \llbracket \nabla u_h \rrbracket$.

Energy norm

Assuming that anisotropic mesh elements are almost non-obtuse, our FIRST ESTIMATOR reduces to

$$\|u_h - u\|_{\varepsilon; \Omega} \leq C \left\{ \sum_{z \in \mathcal{N}} \left(\min\left\{1, \frac{\varepsilon H_z}{h_z^2}\right\} h_z H_z \|\varepsilon [[\nabla u_h]]\|_{\infty; \gamma_z}^2 + \left\| \min\left\{1, \frac{H_z}{\varepsilon}\right\} f_h^I \right\|_{2; \omega_z}^2 \right) \right\}^{1/2} + C \|f_h - f_h^I\|_{2; \Omega},$$

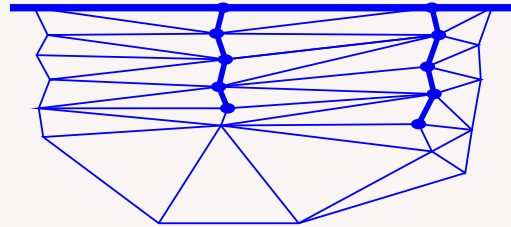
C is independent of the diameters and the aspect ratios of elements in \mathcal{T} , and of ε .

Here $f_h = f(\cdot, u_h)$, \mathcal{N} is the set of nodes in \mathcal{T} , $[[\nabla u_h]]$ is the standard jump in the normal derivative of u_h across an element edge, ω_z is the patch of elements surrounding any $z \in \mathcal{N}$, γ_z is the set of edges in the interior of ω_z , $H_z = \text{diam}(\omega_z)$, and $h_z \sim H_z^{-1} |\omega_z|$.

- For $\varepsilon = 1$, this gives a standard a posteriori error bound, similar to [Babuška et al], only now we prove it for anisotropic meshes.
- For $\varepsilon \in (0, 1]$, this is almost identical with our estimator for shape-regular case [Verfürth], but now we assume no shape regularity of the mesh.

Energy norm

For a sharper (bound for the interior-residual component of the error, we again identify sequences of short edges that connect anisotropic nodes:



Under some additional assumptions on each such sequence (which we call a Path), our SECOND ESTIMATOR

$$\begin{aligned} \|u_h - u\|_{\varepsilon; \Omega} \leq & C \left\{ \sum_{z \in \mathcal{N}} \min\left\{1, \frac{\varepsilon H_z}{h_z^2}\right\} h_z H_z \|\varepsilon [\nabla u_h]\|_{\infty; \gamma_z}^2 + \sum_{z \in \mathcal{N} \setminus \mathcal{N}_{\text{paths}}} \left\| \min\left\{1, \frac{H_z}{\varepsilon}\right\} f_h^I \right\|_{2; \omega_z}^2 \right. \\ & \left. + \sum_{z \in \mathcal{N}_{\text{paths}}} \left(\left\| \min\left\{1, \frac{h_z}{\varepsilon}\right\} f_h^I \right\|_{2; \omega_z}^2 + \left\| \min\left\{1, \frac{H_z}{\varepsilon}\right\} \text{osc}(f_h^I; \omega_z) \right\|_{2; \omega_z}^2 \right) \right] \\ & + C \|f_h - f_h^I\|_{2; \Omega}, \end{aligned}$$

C is independent of the diameters and the aspect ratios of elements in \mathcal{T} , and of ε .

Here $\mathcal{N}_{\text{paths}}$ is the set of mesh nodes that appear in any path, $h_z \sim H_z^{-1} |\omega_z|$

- For a solution u and any $u_h \in H_0^1(\Omega) \cap W_1^q(\Omega)$ with $q > n = 2$,

$$[u_h - u](x) = \varepsilon^2 (\nabla u_h, \nabla G(x, \cdot)) + (f(\cdot, u_h), G(x, \cdot))$$

HINT: using the standard linearization $f(x, u_h) - f(x, u) = p(x)[u_h - u]$

$$\text{with } p = \int_0^1 f_u(\cdot, u + [u_h - u]s) ds \geq C_f \geq 0$$

-
- For each fixed $x \in \Omega$, the Green's function $G = G(x, \cdot)$ solves the problem

$$\begin{aligned} L^* G &= -\varepsilon^2 \Delta_\xi G + p(\xi) G = \delta(x - \xi), & \xi \in \Omega, \\ G(x; \xi) &= 0, & \xi \in \partial\Omega. \end{aligned}$$

(NOTE: similar to the dual problem...)

- For a solution u and any $u_h \in H_0^1(\Omega) \cap W_1^q(\Omega)$ with $q > n = 2$,

$$u_h - u = \varepsilon^2(\nabla u_h, \nabla G) + (f(\cdot, u_h), G)$$

-
- THEOREM [Demlow, Kopteva, 2015] For any $x \in \Omega$,

$$\|G(x, \cdot)\|_{1;\Omega} + \varepsilon\|\nabla G(x, \cdot)\|_{1;\Omega} \lesssim 1.$$

For the ball $B(x, \varrho)$ of radius ϱ centered at $x \in \Omega$, and $\ell_\varrho := \ln(2 + \varepsilon\varrho^{-1})$,

$$\begin{aligned}\|G(x, \cdot)\|_{1,B(x,\varrho)\cap\Omega} &\lesssim \varepsilon^{-2}\varrho^2\ell_\varrho, \\ \|\nabla G(x, \cdot)\|_{1,B(x,\varrho)\cap\Omega} &\lesssim \varepsilon^{-2}\varrho, \\ \|D^2G(x, \cdot)\|_{1,\Omega\setminus B(x,\varrho)} &\lesssim \varepsilon^{-2}\ell_\varrho\end{aligned}$$

- For a solution u and any $u_h \in H_0^1(\Omega) \cap W_1^q(\Omega)$ with $q > n = 2$, using the monotonicity of f and $C_f + \varepsilon^2 \geq 1$, one gets

$$\begin{aligned} \| \| u_h - u \| \|_{\varepsilon; \Omega}^2 &\lesssim \varepsilon^2 \langle \nabla(u_h - u), \nabla(u_h - u) \rangle + \langle f(\cdot; u_h) - f(\cdot; u), u_h - u \rangle \\ &= \varepsilon^2 \langle \nabla u_h, \nabla(u_h - u) \rangle + \langle f(\cdot; u_h), u_h - u \rangle, \end{aligned}$$

where we also used $-\varepsilon^2 \Delta u + f(x, u) = 0$.

Next, assuming $\| \| u_h - u \| \|_{\varepsilon; \Omega} > 0$, let

$$G := \frac{u_h - u}{\| \| u_h - u \| \|_{\varepsilon; \Omega}} \quad \Rightarrow \quad \| \| G \| \|_{\varepsilon; \Omega} = 1$$

$$\Rightarrow \boxed{\| \| u_h - u \| \|_{\varepsilon; \Omega} \lesssim \varepsilon^2 \langle \nabla u_h, \nabla G \rangle + \langle f(\cdot, u_h), G \rangle}$$

— similar to the case of L_∞ norm, only G is no longer the Green's function...

$$-\varepsilon \Delta u + \bar{a} \cdot \nabla u + bu = f(x)$$

- Ω is a polygonal Lipschitz domain in \mathbb{R}^n , $n = 2$, $-\frac{1}{2} \nabla \cdot \bar{a} + b \geq \beta \gtrsim \|b\|_{L^\infty(\Omega)}$
- [Verfürth, SINUM, 2005]

$$\text{energy norm } \|v\| := \left\{ \varepsilon \|\nabla v\|_{L_2(\Omega)}^2 + \beta \|v\|_{L_2(\Omega)}^2 \right\}^{1/2},$$

$$\text{dual norm } \|\varphi\|_* := \sup_{\|v\|=1} \langle \varphi, v \rangle,$$

$$\text{bilinear form } B(u, v) := \varepsilon \langle \nabla u, \nabla v \rangle + \langle \bar{a} \cdot \nabla u + bu, v \rangle$$

$$\inf_u \sup_v \frac{B(u, v)}{(\|u\| + \|\bar{a} \cdot \nabla u\|_*) \|v\|} \gtrsim 1$$

$$\Rightarrow \left\| (u_h - u) \right\| + \left\| \bar{a} \cdot \nabla (u_h - u) \right\|_* \lesssim \sup_{\|G\|=1} B(u_h - u, G)$$

$$-\varepsilon \Delta u + \bar{a} \cdot \nabla u + bu = f(x)$$

• So

$$\| \| (u_h - u) \| \| + \| \bar{a} \cdot \nabla (u_h - u) \|_* \lesssim \sup_{\|G\|=1} B(u_h - u, G)$$

$$\Rightarrow \lesssim \sup_{\|G\|=1} \left\{ \varepsilon \langle \nabla u_h, \nabla G \rangle + \langle F(\cdot, u_h), G \rangle \right\}$$

$$\text{where } F := \bar{a} \cdot \nabla u_h + bu_h - f$$

—similar error representation to the Reaction-Diffusion case, so one can use almost the same analysis on anisotropic meshes!

• NOTE a change in the analysis:

$$\lesssim \sup_{\|G\|=1} \left\{ \varepsilon \langle \nabla u_h, \nabla (G - G_h) \rangle + \langle F(\cdot, u_h), G - G_h \rangle + \mathbf{stblz.-terms} \right\}$$

$$\text{where } \mathbf{stblz.-terms} = \text{stabilization-terms}(\cdot, \mathbf{u}_h, \mathbf{G}_h)$$

Part 2 JUMP & INTERIOR RESIDUAL

NEXT:

$$u_h - u = \varepsilon^2 (\nabla u_h, \nabla (G - G_h)) + (f_h, G - G_h) \quad \forall G_h \in S_h$$

NEXT:

$$u_h - u = \varepsilon^2 (\nabla u_h, \nabla (G - G_h)) + (f_h, G - G_h) \quad \forall G_h \in S_h$$

NOTE: by the **Divergence Theorem** for each $T \in \mathcal{T}$,

$$\int_T \nabla u_h \cdot \nabla (G - G_h) = \int_{\partial T} (G - G_h) \nabla u_h \cdot \nu - \int_T \Delta u_h (G - G_h)$$

SO

$$u_h - u = \sum_{S \in \mathcal{S}} \varepsilon^2 \int_S (G - G_h) \llbracket \nabla u_h \rrbracket \cdot \nu + \sum_{T \in \mathcal{T}} \int_T (f_h - \varepsilon^2 \Delta u_h) (G - G_h)$$

NEXT:

$$u_h - u = \varepsilon^2 (\nabla u_h, \nabla (G - G_h)) + (f_h, G - G_h) \quad \forall G_h \in S_h$$

NOTE: by the **Divergence Theorem** for each $T \in \mathcal{T}$,

$$\int_T \nabla u_h \cdot \nabla (G - G_h) = \int_{\partial T} (G - G_h) \nabla u_h \cdot \nu - \int_T \Delta u_h (G - G_h)$$

SO

$$u_h - u = \sum_{S \in \mathcal{S}} \varepsilon^2 \int_S (G - G_h) \llbracket \nabla u_h \rrbracket \cdot \nu + \sum_{T \in \mathcal{T}} \int_T (f_h - \varepsilon^2 \Delta u_h) (G - G_h)$$

As $\forall G_h \in S_h$, so replace $(G - G_h)$ by

$$G - G_h - \sum_{z \in \mathcal{N}} \bar{g}_z \phi_z = \sum_{z \in \mathcal{N}} [G - G_h - \bar{g}_z] \phi_z$$

where $\phi_z =$ the standard hat function associated with a node z

$$u_h - u = \sum_{z \in \mathcal{N}} \varepsilon^2 \int_{\gamma_z} [G - G_h - \bar{g}_z] \phi_z \llbracket \nabla u_h \rrbracket \cdot \nu + \sum_{z \in \mathcal{N}} \int_{\omega_z} f_h [G - G_h - \bar{g}_z] \phi_z$$

JUMP RESIDUAL:

$$I := \sum_{z \in \mathcal{N}} \varepsilon^2 \int_{\gamma_z} [G - G_h - \bar{g}_z] \phi_z [[\nabla u_h]] \cdot \nu$$

NOTE: An inspection of standard proofs for shape-regular meshes reveals that one obstacle in extending them to anisotropic meshes lies in the application of a **Scaled Trace Theorem** when estimating the jump residual terms (this causes the mesh aspect ratios to appear in the estimator; **"long" edges** cause this problem).

Scaled Trace Theorem (for anisotropic elements; sharp):

$$\max_{S \in \{\text{short edges}\}} \|v\|_{1;S} + \frac{h_z}{H_z} \max_{S \in \{\text{long edges}\}} \|v\|_{1;S} \lesssim H_z^{-1} \|v\|_{1;\omega_z} + \|\nabla v\|_{1;\omega_z}$$

JUMP RESIDUAL:

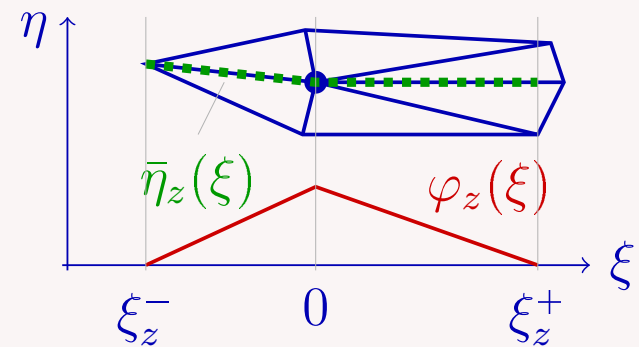
$$I := \sum_{z \in \mathcal{N}} \varepsilon^2 \int_{\gamma_z} [G - G_h - \bar{g}_z] \phi_z [[\nabla u_h]] \cdot \nu$$

NOTE: An inspection of standard proofs for shape-regular meshes reveals that one obstacle in extending them to anisotropic meshes lies in the application of a **Scaled Trace Theorem** when estimating the jump residual terms (this causes the mesh aspect ratios to appear in the estimator; **"long" edges** cause this problem).

NOTE standard choices: $\bar{g}_z = 0$, or $\int_{\omega_z} (G - G_h - \bar{g}_z) \phi_z = 0$ [Nochetto].

Our CHOICE is crucial in addressing this difficulty:

$$\int_{\xi_z^-}^{\xi_z^+} [(G - G_h)(\xi, \bar{\eta}_z(\xi)) - \bar{g}_z] \varphi_z(\xi) d\xi = 0$$



Assuming that anisotropic mesh elements are almost non-obtuse ...,
our FIRST ESTIMATOR reduces to

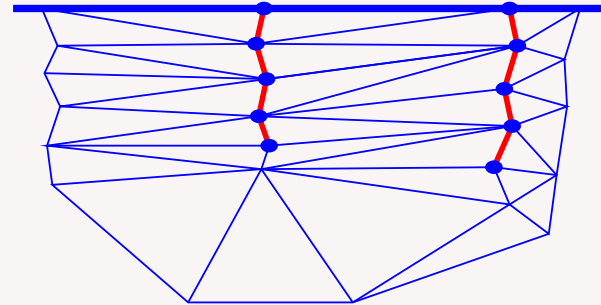
$$\|u_h - u\|_\infty \leq C \ell_h \max_{z \in \mathcal{N}} \left(\min\{\varepsilon, H_z\} \|\llbracket \nabla u_h \rrbracket\|_{\infty; \gamma_z} + \min\{\varepsilon^2, H_z^2\} \|\varepsilon^{-2} f_h^I\|_{\infty; \omega_z} \right) + C \|f_h - f_h^I\|_{\infty; \Omega},$$

C is independent of the diameters and the aspect ratios of elements in \mathcal{T} , and of ε .

Here $f_h = f(\cdot, u_h)$, \mathcal{N} is the set of nodes in \mathcal{T} , $\llbracket \nabla u_h \rrbracket$ is the standard jump in the normal derivative of u_h across an element edge, ω_z is the patch of elements surrounding any $z \in \mathcal{N}$, γ_z is the set of edges in the interior of ω_z , $H_z = \text{diam}(\omega_z)$, $\ell_h = \ln(2 + \varepsilon \underline{h}^{-1})$, and \underline{h} is the minimum height of triangles in \mathcal{T} .

- For $\varepsilon = 1$, this gives a standard a posteriori error bound, similar to [Eriksson, Nochetto, Nochetto et al], only now we prove it for anisotropic meshes.
- For $\varepsilon \in (0, 1]$, this is almost identical with our estimator for shape-regular case [Demlow, Kopteva], but now we assume no shape regularity of the mesh.

In order to give a sharper (and more anisotropic in nature) bound for the interior-residual component of the error, we identify **sequences of short edges** that connect anisotropic nodes (and call each of them a **Path**):

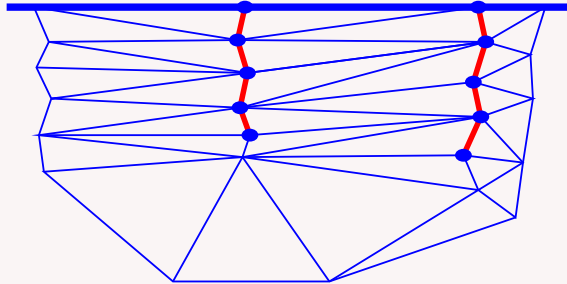


Main Additional Assumption:

(Curvilinear version also ok...)

- *Path Coordinate-System condition.* For each (semi-)anisotropic path \mathcal{N}_i , $i = 1, \dots, n_{\text{ani}} + n_{\text{s.ani}}$, let there exist a cartesian coordinate system $(\xi, \eta) = (\xi_i, \eta_i)$ such that $|\sin(\angle(S, \mathbf{i}_\xi))| \lesssim \frac{h_z}{|S|}$ for any $S \subset \mathcal{S}_z$ of any node $z \in \mathcal{N}_i$ (while, if \mathcal{N}_i is semi-anisotropic a stronger condition $|\angle(S, \mathbf{i}_\xi)| \lesssim \frac{h_z}{|S|}$ is satisfied).

Let $\mathcal{N}_{\text{paths}}$ be the set of mesh nodes that appear in any path, $h_z \sim H_z^{-1} |\omega_z|$, $J_z = \llbracket \nabla u_h \rrbracket$.



SECOND ESTIMATOR

$$\begin{aligned} \|u_h - u\|_\infty \leq & C \ell_h \left[\max_{z \in \mathcal{N}} \left(\min\{\varepsilon, H_z\} \|J_z\|_\infty; \gamma_z \right) + \max_{z \in \mathcal{N} \setminus \mathcal{N}_{\text{paths}}} \left(\min\{1, \varepsilon^{-2} H_z^2\} \|f_h^I\|_\infty; \omega_z \right) \right. \\ & \left. + \max_{z \in \mathcal{N}_{\text{paths}}} \left(\min\{\varepsilon, H_z\} \min\{\varepsilon, h_z\} \|\varepsilon^{-2} f_h^I\|_\infty; \omega_z + \min\{1, \varepsilon^{-2} H_z^2\} \text{osc}(f_h^I; \omega_z) \right) \right] \\ & + C \|f_h - f_h^I\|_\infty; \Omega, \end{aligned}$$

C is independent of the diameters and the aspect ratios of elements in \mathcal{T} , and of ε .

TASK: estimate

$$\bar{\Theta} := \varepsilon^2 \sum_{T \in \mathcal{T}} \left(\lambda_T^{-1} \|\nabla(G - G_h)\|_{1;T} + \lambda_T^{-2} \|G - G_h\|_{1;T} \right), \quad \lambda_T := \min\{\varepsilon, H_T\},$$

Aim:

$$\bar{\Theta} \lesssim \ell_h$$

- It would be convenient to employ a quasi-interpolant (of Clément/Scott-Zhang type) with the property

$$|G - G_h|_{k,p;T} \lesssim H_T^{j-k} |G|_{j,p;\omega_T} \text{ for any } 0 \leq \boxed{k \leq j} \leq 2, \quad p = 1.$$

T.b. more precise, the estimator involves

$$\min \left\{ \underbrace{1}_{\text{from } k=j}, \underbrace{\frac{H_T^2}{\varepsilon^2}}_{\text{from } k < j} \right\}$$

- However, such interpolants are not readily available for general anisotropic meshes (see [Apel, Chapt. III] for a discussion of Scott-Zhang-type interpolation on anisotropic tensor-product meshes).

TASK: estimate

$$\bar{\Theta} := \varepsilon^2 \sum_{T \in \mathcal{T}} \left(\lambda_T^{-1} \|\nabla(G - G_h)\|_{1;T} + \lambda_T^{-2} \|G - G_h\|_{1;T} \right), \quad \lambda_T := \min\{\varepsilon, H_T\},$$

- It would be convenient to employ a quasi-interpolant (of Clément/Scott-Zhang type) with the property

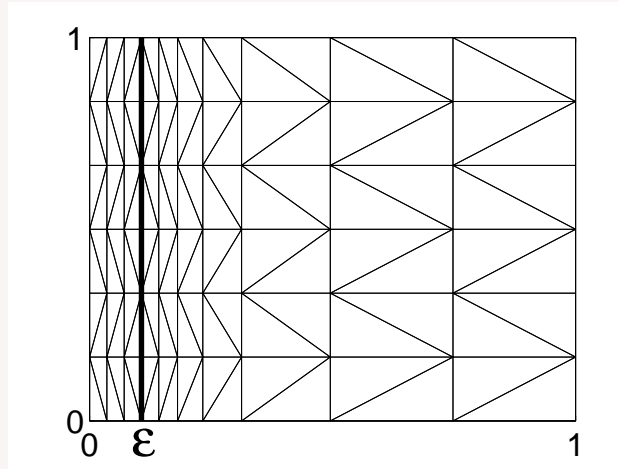
$$|G - G_h|_{k,p;T} \lesssim H_T^{j-k} |G|_{j,p;\omega_T} \text{ for any } 0 \leq \boxed{k \leq j} \leq 2, \quad p = 1.$$

- However, such interpolants are not readily available for anisotropic meshes
- [Kopteva, 2015] Because of this difficulty, we employ a **less standard interpolant** G_h , which gives a version of the **Lagrange interpolant** whenever $H_T \lesssim \varepsilon$, and **vanishes** whenever $H_T \gtrsim \varepsilon$; however, this construction requires additional mild assumptions on the triangulation... Lemma: $\bar{\Theta} \lesssim \ell_h$

- [Kopteva, 2016] **Quasi-interpolant of Clément/Scott-Zhang type are introduced on anisotropic meshes...**

Simple 2d TEST problem: $-\varepsilon^2 \Delta u + u = F(x)$ in $\Omega = (0, 1)^2$ with $\varepsilon^2 = 10^{-6}$,
 $u = 4y(1-y) [1 - x^2 - (e^{-x/\varepsilon} - e^{-1/\varepsilon}) / (1 - e^{-x/\varepsilon})]$

We consider one a-priori-chosen layer-adapted mesh of Bakhvalov type:



- The mesh is chosen so that the linear interpolation error $\|u - u^I\|_{\infty; \Omega} \lesssim N^{-2}$.
- However, **as $\varepsilon \rightarrow 0$, the convergence rates deteriorate from 2 to 1.**

This phenomenon is noted and explained in

[N. Kopteva, *Linear finite elements may be only first-order pointwise accurate on anisotropic triangulations*, Math. Comp. 2014.].

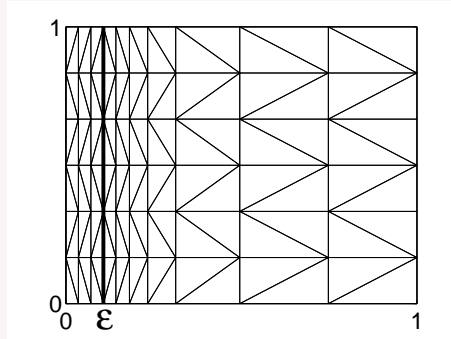
Table: Bakhvalov mesh, $M = \frac{1}{2}N$: **maximum nodal errors** and estimators.

N	$\varepsilon = 1$	$\varepsilon = 2^{-5}$	$\varepsilon = 2^{-10}$	$\varepsilon = 2^{-15}$	$\varepsilon = 2^{-20}$	$\varepsilon = 2^{-25}$	$\varepsilon = 2^{-30}$
Errors (odd rows) & Computational Rates (even rows)							
64	3.373e-4	3.723e-3	8.952e-3	8.973e-3	8.973e-3	8.973e-3	8.973e-3
	2.00	1.91	1.01	1.00	1.00	1.00	1.00
128	8.445e-5	9.935e-4	4.446e-3	4.484e-3	4.484e-3	4.484e-3	4.484e-3
	2.00	1.98	1.04	1.00	1.00	1.00	1.00
256	2.112e-5	2.523e-4	2.165e-3	2.236e-3	2.236e-3	2.236e-3	2.236e-3
FIRST Estimator (odd rows) & Effectivity Indices (even rows)							
64	6.810e-3	2.516e-1	9.403e-1	9.981e-1	9.999e-1	1.000e+0	1.000e+0
	20.19	67.59	105.04	111.23	111.44	111.45	111.45
128	1.761e-3	1.120e-1	8.858e-1	9.961e-1	9.999e-1	1.000e+0	1.000e+0
	20.86	112.72	199.26	222.15	222.98	223.01	223.01
256	4.480e-4	4.036e-2	7.901e-1	9.922e-1	9.998e-1	1.000e+0	1.000e+0
	21.21	159.97	365.01	443.82	447.17	447.27	447.28

Table: Bakhvalov mesh, $M = \frac{1}{2}N$: **maximum nodal errors** and estimators.

N	$\varepsilon = 1$	$\varepsilon = 2^{-5}$	$\varepsilon = 2^{-10}$	$\varepsilon = 2^{-15}$	$\varepsilon = 2^{-20}$	$\varepsilon = 2^{-25}$	$\varepsilon = 2^{-30}$
Errors (odd rows) & Computational Rates (even rows)							
64	3.373e-4	3.723e-3	8.952e-3	8.973e-3	8.973e-3	8.973e-3	8.973e-3
	2.00	1.91	1.01	1.00	1.00	1.00	1.00
128	8.445e-5	9.935e-4	4.446e-3	4.484e-3	4.484e-3	4.484e-3	4.484e-3
	2.00	1.98	1.04	1.00	1.00	1.00	1.00
256	2.112e-5	2.523e-4	2.165e-3	2.236e-3	2.236e-3	2.236e-3	2.236e-3
SECOND Estimator (odd rows) & Effectivity Indices (even rows)							
64	7.353e-3	1.204e-1	1.224e-1	1.230e-1	1.302e-1	1.302e-1	1.302e-1
	21.80	32.33	13.68	14.48	14.51	14.51	14.51
128	1.885e-3	3.212e-2	6.005e-2	6.621e-2	6.646e-2	6.647e-2	6.647e-2
	22.32	32.33	13.51	14.77	14.82	14.82	14.82
256	4.771e-4	8.268e-3	3.073e-2	3.328e-2	3.354e-2	3.354e-2	3.354e-2
	22.59	32.77	14.20	14.89	15.00	15.00	15.00

We considered one a-priori-chosen layer-adapted mesh of Bakhvalov type:



maximum nodal errors

- The mesh is chosen so that the linear interpolation error $\|u - u^I\|_{\infty; \infty} \lesssim N^{-2}$.
- However, **as $\varepsilon \rightarrow 0$, the convergence rates deteriorate from 2 to 1.**
- E.g. for the final choice of ε and N , the aspect ratios of the mesh elements take values between 1 and $3.6e+8$.
- Considering these variations, the **SECOND** estimator performs reasonably well and its effectivity indices stabilize as $\varepsilon \rightarrow 0$.
- By contrast, the **FIRST** estimator is adequate for $\varepsilon \sim 1$, but its effectivity deteriorates in the singularly perturbed regime.

Table: Bakhvalov mesh, $M = \frac{1}{2}N$: **energy-norm errors** and estimators.

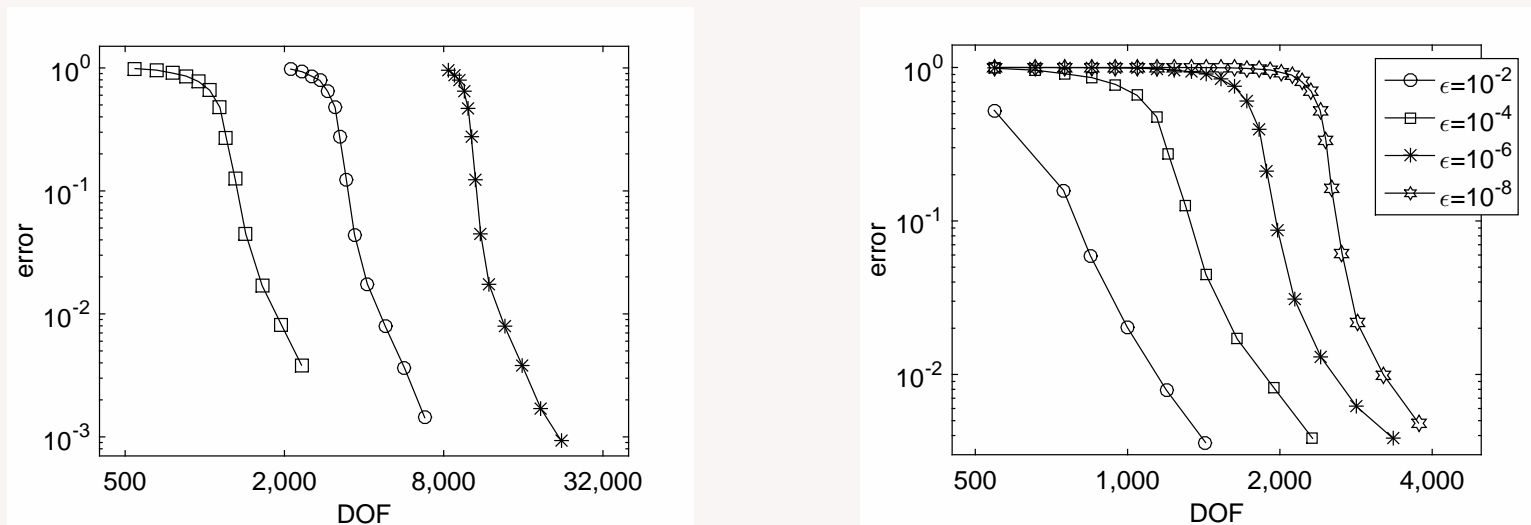
N	$\varepsilon = 1$	$\varepsilon = 2^{-5}$	$\varepsilon = 2^{-10}$	$\varepsilon = 2^{-15}$	$\varepsilon = 2^{-20}$	$\varepsilon = 2^{-25}$	$\varepsilon = 2^{-30}$
Errors (odd rows) & Computational Rates (even rows)							
64	3.202e-2	5.081e-3	7.993e-4	1.408e-4	2.489e-5	4.399e-6	7.777e-7
	1.00	0.99	1.00	1.00	1.00	1.00	1.00
128	1.602e-2	2.564e-3	3.991e-4	7.028e-5	1.242e-5	2.196e-6	3.882e-7
	1.00	0.99	1.00	1.00	1.00	1.00	1.00
256	8.011e-3	1.289e-3	1.997e-4	3.511e-5	6.207e-6	1.097e-6	1.940e-7
SECOND Estimator (odd rows) & Effectivity Indices (even rows)							
64	1.041e-1	2.102e-2	4.129e-3	7.393e-4	1.308e-4	2.311e-5	4.086e-6
	3.25	4.14	5.17	5.25	5.25	5.25	5.25
128	5.147e-2	1.051e-2	2.050e-3	3.711e-4	6.566e-5	1.161e-5	2.052e-6
	3.21	4.10	5.14	5.28	5.29	5.29	5.29
256	2.559e-2	5.269e-3	1.006e-3	1.858e-4	3.290e-5	5.817e-6	1.028e-6
	3.19	4.09	5.04	5.29	5.30	5.30	5.30

NOTE for $\varepsilon \ll 1$: $\|u_h - u^I\|_{2;\Omega} \simeq \varepsilon \|\nabla u_h - (\nabla u)^I\|_{2;\Omega} \simeq \varepsilon^{1/2} N^{-1}$

$$\Rightarrow \|u_h - u\|_{2;\Omega} \simeq \|u_h - u\|_{\varepsilon;\Omega} \simeq \varepsilon^{1/2} N^{-1} + N^{-2}$$

Simple 2d TEST problem: $-\varepsilon^2 \Delta u + u = F(x)$ in $\Omega = (0, 1)^2$ with $\varepsilon^2 = 10^{-6}$,
 $u = 4y(1 - y) [1 - x^2 - (e^{-x/\varepsilon} - e^{-1/\varepsilon}) / (1 - e^{-x/\varepsilon})]$

Maximum errors for $\varepsilon = 10^{-4}$ and initial DOF varied (left), and ε varied (right):



In each experiment, we started with a uniform mesh of right-angled triangles of diameter $H_T = 2^{-8}, 2^{-16}, 2^{-32}$, and aspect ratio $\frac{H_T}{h_T} = 2$. At each iteration, we marked for refinement the mesh elements responsible for at least 5% of the overall estimator \mathcal{E} , but no more than 15% of the elements. The marked elements were refined only in the x direction using a single or triple green refinement (depending on the orientation of the mesh element). Edge swapping was also employed to improve geometric properties of the mesh and/or possibly reduce $\max_{T \in \mathcal{T}} \{\text{osc}(f_h^I; T)\}$.

- N. Kopteva, *Energy-norm a posteriori error estimates for singularly perturbed reaction-diffusion problems on anisotropic meshes*, (2016), <http://www.staff.ul.ie/natalia/pubs.html>
- N. Kopteva, *Maximum-norm a posteriori error estimates for singularly perturbed reaction-diffusion problems on anisotropic meshes*, SINUM (2015).
- A. Demlow & N. Kopteva, *Maximum-norm a posteriori error estimates for singularly perturbed elliptic reaction-diffusion problems*, Numer. Math. (2015).
- N.Kopteva, *Linear finite elements may be only first-order pointwise accurate on anisotropic triangulations*, Math. Comp. (2014).

Part 1

Reaction-Diffusion eq. — a posteriori estimates on anisotropic meshes

- Problem addressed (more detail)
- Mesh assumptions + preview of results
- Error representation \Rightarrow From the L_∞ to the energy norm??

Part 1*

From Reaction-Diffusion to Convection-Diffusion equations

Part 2

A bit of analysis: 3 technical issues addressed

1. Application of a **Scaled Trace theorem** when estimating the Jump Residual ("long" edges cause problems...)
2. Shaper bounds for the **Interior Residual** (by identifying connected paths of anisotropic nodes...)
3. **Quasi-interpolants** (of Clément/Scott-Zhang type) are not readily available for **general anisotropic meshes** [Apel, Chapt. III]... —(may be of independent interest)

Part 3

Some Numerics

FINAL

Thank you!